



43 Sparta Avenue | Sales: (973) 300-3000 | www.thorlabs.com  
Newton, NJ 07860

## LP980-SA100 - August 28, 2024

Item # LP980-SA100 was discontinued on August 28, 2024. For informational purposes, this is a copy of the website content at that time and is valid only for the stated product.

### PIGTAILED LASER DIODES, SINGLE MODE FIBER

- ▶ Wavelengths from 405 to 1625 nm
- ▶ FC/PC or FC/APC Connector
- ▶ Custom Pigtail Options Available



TO-Packaged Pigtail,  
Single Mode Fiber

FC/PC Connector



FC/APC Connector


**LASER RADIATION**  
AVOID DIRECT EYE EXPOSURE  
CLASS 3R LASER PRODUCT

**LASER RADIATION**  
AVOID EXPOSURE TO BEAM  
CLASS 3B LASER PRODUCT

**OVERVIEW**

**Features**

- Single Mode Pigtailed Laser Diodes from 405 nm to 1625 nm
- Internal 8°-Angle-Cleaved Fiber (See the *Design* Tab)
- Connector: FC/PC or FC/APC (2.0 mm Narrow Key)
- 1 m of Single Mode Fiber
- Custom Pigtailed Available Upon Request by Contacting Tech Support



Thorlabs offers a variety of laser diodes pigtailed with single mode (SM) optical fiber. Diodes are sorted by wavelength and then power, and the tables below list key specifications for quick identification of diodes suitable for your application. The blue button in the Info column within the tables opens a pop-up window that contains more detailed specifications for each item, as well as mechanical drawings.

Our precise pigtail alignment process for laser diodes includes multiple test and inspection points that ensure that the coupling efficiency of the laser emission into the single mode pigtail is maximized. In addition, the input end of the fiber is cleaved at an 8° angle in order to minimize back reflections that can cause the output intensity to fluctuate (see the *Design* tab for details). We offer versions based on TO-packaged diodes (Ø5.6 mm, Ø9 mm, or non-standard Ø9.5 mm).

While the center wavelength is listed for each laser diode, this is only a typical number. The center wavelength of a particular unit varies from production run to production run, so the diode you receive may not operate at the typical center wavelength. After clicking "Choose Item" below, a list will appear that contains the dominant wavelength, output power, and operating current of each in-stock unit. Clicking on the red Docs Icon next to the serial number provides access to a PDF with serial-number-specific L-I-V and spectral characteristics.

The reliability of the laser diode rapidly declines at higher temperatures. Therefore, for stable output power and wavelength, it is highly recommended that you use a temperature controller with these products. Diodes can also be temperature tuned, which will alter the lasing wavelength.

Laser diodes are sensitive to electrostatic shock. Please take the proper precautions when handling the device, such as using an ESD wrist strap. These lasers are also sensitive to optical feedback, which can cause significant fluctuations in the output power of the laser diode depending on the application.

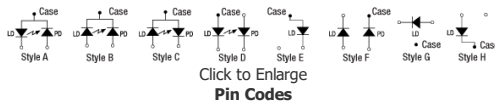
We recommend cleaning the fiber connector before each use, if there is any chance that dust or other contaminants may have deposited on the surface. To view our fiber cleaning products, click here. The laser intensity at the center of the fiber tip can be very high and may burn the tip of the fiber if contaminants are present. While the connectors on these pigtailed laser diodes are cleaned and capped before shipping, we cannot guarantee that they will remain free of contamination after they are removed from the package. For all of these pigtailed laser diodes, the laser should be off when connecting or disconnecting the device from other fibers, particularly for lasers with power levels above 10 mW.

Pin Code	Monitor Photodiode
A	Yes
B	Yes
C	Yes
D	Yes
E	No
F	Yes
G	No
H	No

Laser Diode Selection Guide <sup>a</sup>	
<b>Shop by Package / Type</b>	
TO Can (Ø3.8, TO-46, Ø5.6, Ø9, and Ø9.5 mm)	
TO Can Pigtail, Collimator Output (SM)	
TO Can Pigtail (SM)	
TO Can Pigtail (PM)	
TO Can Pigtail (MM)	
Fabry-Perot Butterfly Package	
FBG-Stabilized Butterfly Package	
VHG-Stabilized Butterfly Package (MM)	
MIR Fabry-Perot QCL and ICL, TO Can	
MIR Fabry-Perot QCL, Two-Tab C-Mount	
MIR Fabry-Perot QCL, D-Mount	
MIR Fabry-Perot QCL, High Heat Load Chip on Submount	
<b>Single-Frequency Lasers</b>	
DFB TO Can Pigtail	
DFB Butterfly Package	
VHG-Stabilized TO Can	
VHG-Stabilized TO Can Pigtail (SM)	
VHG-Stabilized Butterfly Package	
ECL Butterfly Package	
DBR Butterfly Package	
ULN Hybrid Extended Butterfly Package	
MIR DFB QCL, Two-Tab C-Mount	
MIR DFB QCL, D-Mount	
MIR DFB QCL and ICL, High Heat Load	
<b>Shop By Wavelength</b>	

a. Our complete selection of laser diodes is available on the *LD Selection Guide* tab above.

Please contact Tech Support if you would like a quote on custom pigtailed laser diodes or for a volume order.

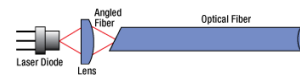


For warranty information, please refer to the *LD Operation* tab.

Webpage Features	
	Clicking this icon opens a window that contains specifications and mechanical drawings.
	Clicking this icon allows you to download our standard support documentation.
<a href="#">Choose Item</a>	Clicking the words "Choose Item" opens a drop-down list containing all of the in-stock lasers around the desired center wavelength. The red icon next to the serial number then allows you to download L-I-V and spectral measurements for that serial-numbered device.

**DESIGN**

The drawing to the right shows a laser diode's emitted light focused into an angle-polished fiber. By angling the optical fiber at 8°, light that is not coupled into the optical fiber is reflected away from the laser diode. If this reflected light were reflected back toward the diode, light would be coupled into the diode and cause fluctuations in power and wavelength.



**Further Reducing Back Reflection**

Although we use a fiber coupling design that minimizes back reflections, other factors may couple light back into the fiber. Many of our standard pigtailed laser diodes feature optical fiber with an FC/PC connector. When the FC/PC connector is not connected directly to another FC/PC connector, about 4% of light in the fiber is reflected back toward the laser diode due to the silica/air interface. Customers who require a silica/air interface or minimal back reflections in their application can contact Tech Support to request FC/APC connectors. As FC/APC connectors have an angled polish, light reflected back toward the diode will be further minimized.

## LD OPERATION

When operated within their specifications, laser diodes have extremely long lifetimes. Most failures occur from mishandling or operating the lasers beyond their maximum ratings. Laser diodes are among the most static-sensitive devices currently made and proper ESD protection should be worn whenever handling a laser diode. Due to their extreme electrostatic sensitivity, laser diodes cannot be returned after their sealed package has been opened. Laser diodes in their original sealed package can be returned for a full refund or credit.

### Handling and Storage Precautions

Because of their extreme susceptibility to damage from electrostatic discharge (ESD), care should be taken whenever handling and operating laser diodes.

#### Wrist Straps

Use grounded anti-static wrist straps whenever handling diodes.

#### Anti-Static Mats

Always work on grounded anti-static mats.

#### Laser Diode Storage

When not in use, short the leads of the laser together to protect against ESD damage.

### Operating and Safety Precautions

#### Use an Appropriate Driver

Laser diodes require precise control of operating current and voltage to avoid overdriving the laser. In addition, the laser driver should provide protection against power supply transients. Select a laser driver appropriate for your application. **Do not use a voltage supply with a current-limiting resistor** since it does not provide sufficient regulation to protect the laser diode.

#### Power Meters

When setting up and calibrating a laser diode with its driver, use a NIST-traceable power meter to precisely measure the laser output. It is usually safest to measure the laser diode output directly before placing the laser in an optical system. If this is not possible, be sure to take all optical losses (transmissive, aperture stopping, etc.) into consideration when determining the total output of the laser.

#### Reflections

Flat surfaces in the optical system in front of a laser diode can cause some of the laser energy to reflect back onto the laser's monitor photodiode, giving an erroneously high photodiode current. If optical components are moved within the system and energy is no longer reflected onto the monitor photodiode, a constant-power feedback loop will sense the drop in photodiode current and try to compensate by increasing the laser drive current and possibly overdriving the laser. Back reflections can also cause other malfunctions or damage to laser diodes. To avoid this, be sure that all surfaces are angled 5-10°, and when necessary, use optical isolators to attenuate direct feedback into the laser.

#### Heat Sinks

Laser diode lifetime is inversely proportional to operating temperature. Always mount the laser diode in a suitable heat sink to remove excess heat from the laser package.

#### Voltage and Current Overdrive

Be careful not to exceed the maximum voltage and drive current listed on the specification sheet with each laser diode, even momentarily. Also, reverse voltages as little as 3 V can damage a laser diode.

#### ESD-Sensitive Device

Laser diodes are susceptible to ESD damage even during operation. This is particularly aggravated by using long interface cables between the laser diode and its driver due to the inductance that the cable presents. Avoid exposing the laser diode or its mounting apparatus to ESD at all times.

#### ON/OFF and Power-Supply-Coupled Transients

Due to their fast response times, laser diodes can be easily damaged by transients less than 1  $\mu$ s. High-current devices such as soldering irons, vacuum pumps, and fluorescent lamps can cause large momentary transients, and thus surge-protected outlets should always be used when working with laser diodes.

If you have any questions regarding laser diodes, please contact Thorlabs Technical Support for assistance.


**LASER SAFETY**

**Laser Safety and Classification**

Safe practices and proper usage of safety equipment should be taken into consideration when operating lasers. The eye is susceptible to injury, even from very low levels of laser light. Thorlabs offers a range of laser safety accessories that can be used to reduce the risk of accidents or injuries. Laser emission in the visible and near infrared spectral ranges has the greatest potential for retinal injury, as the cornea and lens are transparent to those wavelengths, and the lens can focus the laser energy onto the retina.

**Safe Practices and Light Safety Accessories**






- Laser safety eyewear must be worn whenever working with Class 3 or 4 lasers.
- Regardless of laser class, Thorlabs recommends the use of laser safety eyewear whenever working with laser beams with non-negligible powers, since metallic tools such as screwdrivers can accidentally redirect a beam.
- Laser goggles designed for specific wavelengths should be clearly available near laser setups to protect the wearer from unintentional laser reflections.
- Goggles are marked with the wavelength range over which protection is afforded and the minimum optical density within that range.
- Laser Safety Curtains and Laser Safety Fabric shield other parts of the lab from high energy lasers.
- Blackout Materials can prevent direct or reflected light from leaving the experimental setup area.
- Thorlabs' Enclosure Systems can be used to contain optical setups to isolate or minimize laser hazards.
- A fiber-pigtailed laser should always be turned off before connecting it to or disconnecting it from another fiber, especially when the laser is at power levels above 10 mW.
- All beams should be terminated at the edge of the table, and laboratory doors should be closed whenever a laser is in use.
- Do not place laser beams at eye level.
- Carry out experiments on an optical table such that all laser beams travel horizontally.
- Remove unnecessary reflective items such as reflective jewelry (e.g., rings, watches, etc.) while working near the beam path.
- Be aware that lenses and other optical devices may reflect a portion of the incident beam from the front or rear surface.
- Operate a laser at the minimum power necessary for any operation.
- If possible, reduce the output power of a laser during alignment procedures.
- Use beam shutters and filters to reduce the beam power.
- Post appropriate warning signs or labels near laser setups or rooms.
- Use a laser sign with a lightbox if operating Class 3R or 4 lasers (i.e., lasers requiring the use of a safety interlock).
- Do not use Laser Viewing Cards in place of a proper Beam Trap.



**Laser Classification**

Lasers are categorized into different classes according to their ability to cause eye and other damage. The International Electrotechnical Commission (IEC) is a global organization that prepares and publishes international standards for all electrical, electronic, and related technologies. The IEC document 60825-1 outlines the safety of laser products. A description of each class of laser is given below:

Class	Description	Warning Label
1	This class of laser is safe under all conditions of normal use, including use with optical instruments for intrabeam viewing. Lasers in this class do not emit radiation at levels that may cause injury during normal operation, and therefore the maximum permissible exposure (MPE) cannot be exceeded. Class 1 lasers can also include enclosed, high-power lasers where exposure to the radiation is not possible without opening or shutting down the laser.	
1M	Class 1M lasers are safe except when used in conjunction with optical components such as telescopes and microscopes. Lasers belonging to this class emit large-diameter or divergent beams, and the MPE cannot normally be exceeded unless focusing or imaging optics are used to narrow the beam. However, if the beam is refocused, the hazard may be increased and the class may be changed accordingly.	
2	Class 2 lasers, which are limited to 1 mW of visible continuous-wave radiation, are safe because the blink reflex will limit the exposure in the eye to 0.25 seconds. This category only applies to visible radiation (400 - 700 nm).	

<p><b>2M</b></p>	<p>Because of the blink reflex, this class of laser is classified as safe as long as the beam is not viewed through optical instruments. This laser class also applies to larger-diameter or diverging laser beams.</p>	
<p><b>Class</b></p>	<p><b>Description</b></p>	<p><b>Warning Label</b></p>
<p><b>3R</b></p>	<p>Class 3R lasers produce visible and invisible light that is hazardous under direct and specular-reflection viewing conditions. Eye injuries may occur if you directly view the beam, especially when using optical instruments. Lasers in this class are considered safe as long as they are handled with restricted beam viewing. The MPE can be exceeded with this class of laser; however, this presents a low risk level to injury. Visible, continuous-wave lasers in this class are limited to 5 mW of output power.</p>	
<p><b>3B</b></p>	<p>Class 3B lasers are hazardous to the eye if exposed directly. Diffuse reflections are usually not harmful, but may be when using higher-power Class 3B lasers. Safe handling of devices in this class includes wearing protective eyewear where direct viewing of the laser beam may occur. Lasers of this class must be equipped with a key switch and a safety interlock; moreover, laser safety signs should be used, such that the laser cannot be used without the safety light turning on. Laser products with power output near the upper range of Class 3B may also cause skin burns.</p>	
<p><b>4</b></p>	<p>This class of laser may cause damage to the skin, and also to the eye, even from the viewing of diffuse reflections. These hazards may also apply to indirect or non-specular reflections of the beam, even from apparently matte surfaces. Great care must be taken when handling these lasers. They also represent a fire risk, because they may ignite combustible material. Class 4 lasers must be equipped with a key switch and a safety interlock.</p>	
<p>All class 2 lasers (and higher) must display, in addition to the corresponding sign above, this triangular warning sign.</p>		

**405 - 488 nm Pigtailed**



Item #	Info	Wavelength	Power (Typ.) <sup>a</sup>	Typical/Max Drive Current <sup>a</sup>	Pin Code	Package	Compatible Socket	Wavelength Tested	Laser Mode	Recommended Mounts	Recommended Driver
LP405-SF10		405 nm	10 mW	50 mA / 60 mA	B <sup>b</sup>	Ø5.6 mm SM Pigtail, FC/PC	S7060R <sup>c</sup>	Yes	Single Transverse Mode	LDM9LP or CLD1011LP	ITC4001 <sup>d</sup>
LP450-SF25		450 nm	25 mW	75 mA / 140 mA	G	Ø5.6 mm SM Pigtail, FC/PC	S7060R <sup>c</sup>	Yes	Single Transverse Mode	LDM9LP or CLD1010LP	ITC4001 <sup>d</sup>
LP488-SF20		488 nm	20 mW	70 mA / 110 mA	B <sup>b</sup>	Ø5.6 mm SM Pigtail, FC/PC	S7060R <sup>c</sup>	Yes	Single Transverse Mode	LDM9LP or CLD1011LP	ITC4001 <sup>d</sup>
LP488-SF20G		488 nm	20 mW	80 mA / 120 mA	G	Ø5.6 mm SM Pigtail, FC/PC	S7060R <sup>c</sup>	Yes	Single Transverse Mode	LDM9LP or CLD1010LP	ITC4001 <sup>d</sup>

- a. Do not exceed the maximum optical power or maximum drive current, whichever occurs first.
- b. Laser diodes with A, B, C, or D pin codes have a built-in monitor photodiode and therefore support constant power operation.
- c. This socket is included with the purchase of the corresponding laser diode.
- d. The ITC4001 driver is only necessary if the LDM9LP mount or a custom mount is used, as the CLD1010LP and CLD1011LP are each a combined mount and driver.

Part Number	Description	Price	Availability
LP405-SF10	405 nm, 10 mW, B Pin Code, SM Fiber-Pigtailed Laser Diode, FC/PC	\$721.06	Today
LP405-SF10	CWL = 400.8 nm, P = 10.0 mW (I = 49 mA), 25 °C	\$721.06	Today
LP405-SF10	CWL = 404.0 nm, P = 10.0 mW (I = 51 mA), 25 °C	\$721.06	Today
LP405-SF10	CWL = 401.2 nm, P = 10.0 mW (I = 50 mA), 25 °C	\$721.06	Today
LP405-SF10	CWL = 404.0 nm, P = 10.0 mW (I = 47 mA), 25 °C	\$721.06	Today
LP405-SF10	CWL = 402.4 nm, P = 10.0 mW (I = 56 mA), 25 °C	\$721.06	Today
LP405-SF10	CWL = 404.0 nm, P = 10.0 mW (I = 57 mA), 25 °C	\$721.06	Today
LP405-SF10	CWL = 401.8 nm, P = 10.0 mW (I = 49 mA), 25 °C	\$721.06	Today
LP405-SF10	CWL = 402.5 nm, P = 10.0 mW (I = 53 mA), 25 °C	\$721.06	Today
LP405-SF10	CWL = 399.9 nm, P = 10.0 mW (I = 58 mA), 25 °C	\$721.06	Today
LP405-SF10	CWL = 403.5 nm, P = 10.0 mW (I = 53 mA), 25 °C	\$721.06	Today
LP405-SF10	CWL = 403.8 nm, P = 10.0 mW (I = 53 mA), 25 °C	\$721.06	Today
LP405-SF10	CWL = 402.1 nm, P = 10.0 mW (I = 39 mA), 25 °C	\$721.06	Today
LP405-SF10	CWL = 406.6 nm, P = 10.0 mW (I = 52 mA), 25 °C	\$721.06	Today
LP450-SF25	Customer Inspired! 450 nm, 25 mW, G Pin Code, SM Fiber-Pigtailed Laser Diode, FC/PC	\$795.60	Today
LP450-SF25	Customer Inspired! CWL = 451.5 nm, P = 25.0 mW (I = 76 mA), 25 °C	\$795.60	7-10 Days
LP450-SF25	Customer Inspired! CWL = 453.1 nm, P = 25.0 mW (I = 67 mA), 25 °C	\$795.60	7-10 Days
LP450-SF25	Customer Inspired! CWL = 450.8 nm, P = 25.0 mW (I = 69 mA), 25 °C	\$795.60	7-10 Days
LP450-SF25	Customer Inspired! CWL = 449.8 nm, P = 25.0 mW (I = 74 mA), 25 °C	\$795.60	Today
LP450-SF25	Customer Inspired! CWL = 450.5 nm, P = 25.0 mW (I = 62 mA), 25 °C	\$795.60	Today
LP450-SF25	Customer Inspired! CWL = 453.8 nm, P = 25.0 mW (I = 69 mA), 25 °C	\$795.60	Today
LP450-SF25	Customer Inspired! CWL = 451.6 nm, P = 25.0 mW (I = 68 mA), 25 °C	\$795.60	Today
LP450-SF25	Customer Inspired! CWL = 450.1 nm, P = 25.0 mW (I = 81 mA), 25 °C	\$795.60	Today
LP450-SF25	Customer Inspired! CWL = 449.3 nm, P = 25.0 mW (I = 78 mA), 25 °C	\$795.60	Today
LP450-SF25	Customer Inspired! CWL = 453.9 nm, P = 25.0 mW (I = 80 mA), 25 °C	\$795.60	Today
LP450-SF25	Customer Inspired! CWL = 453.7 nm, P = 25.0 mW (I = 65 mA), 25 °C	\$795.60	Today
LP450-SF25	Customer Inspired! CWL = 450.9 nm, P = 25.0 mW (I = 86 mA), 25 °C	\$795.60	Today
LP450-SF25	Customer Inspired! CWL = 450.8 nm, P = 25.0 mW (I = 64 mA), 25 °C	\$795.60	Today
LP450-SF25	Customer Inspired! CWL = 454.2 nm, P = 25.0 mW (I = 86 mA), 25 °C	\$795.60	Today
LP450-SF25	Customer Inspired! CWL = 449.6 nm, P = 25.0 mW (I = 70 mA), 25 °C	\$795.60	Today
LP488-SF20	488 nm, 20 mW, B Pin Code, SM Fiber-Pigtailed Laser Diode, FC/PC	\$3,401.03	Today
LP488-SF20	CWL = 489.6 nm, P = 20.0 mW (I = 90 mA), 25 °C	\$3,401.03	Today
LP488-SF20	CWL = 487.7 nm, P = 20.0 mW (I = 86 mA), 25 °C	\$3,401.03	Today
LP488-SF20	CWL = 487.3 nm, P = 20.0 mW (I = 71 mA), 25 °C	\$3,401.03	Today
LP488-SF20	CWL = 487.4 nm, P = 20.0 mW (I = 78 mA), 25 °C	\$3,401.03	Today
LP488-SF20G	488 nm, 20 mW, G Pin Code, SM Fiber-Pigtailed Laser Diode, FC/PC	\$916.64	Today
LP488-SF20G	CWL = 482.6 nm, P = 20.0 mW (I = 75 mA), 25 °C	\$916.64	7-10 Days
LP488-SF20G	CWL = 483.2 nm, P = 20.0 mW (I = 75 mA), 25 °C	\$916.64	7-10 Days
LP488-SF20G	CWL = 482.5 nm, P = 20.0 mW (I = 73 mA), 25 °C	\$916.64	7-10 Days
LP488-SF20G	CWL = 481.4 nm, P = 20.0 mW (I = 71 mA), 25 °C	\$916.64	Today

LP488-SF20G	CWL = 482.6 nm, P = 20.0 mW (I = 77 mA), 25 °C	\$916.64	Today
-------------	--	----------	-------

**515 - 520 nm Pigtailed**

Item #	Info	Wavelength	Power (Typ.) <sup>a</sup>	Typical/Max Drive Current <sup>a</sup>	Pin Code	Package	Compatible Socket	Wavelength Tested	Laser Mode	Recommended Mounts	Recommended Driver
LP515-SF3		515 nm	3 mW	50 mA / 100 mA	A <sup>b</sup>	Ø5.6 mm SM Pigtail, FC/PC	S7060R <sup>c</sup>	Yes	Single Transverse Mode	LDM9LP or CLD1010LP	ITC4001 <sup>d</sup>
LP520-SF15A		520 nm	15 mW	100 mA / 160 mA	A <sup>b</sup>	Ø5.6 mm SM Pigtail, FC/PC	S7060R <sup>c</sup>	Yes	Single Transverse Mode	LDM9LP or CLD1010LP	ITC4001 <sup>d</sup>

- a. Do not exceed the maximum optical power or maximum drive current, whichever occurs first.
- b. Laser diodes with A, B, C, or D pin codes have a built-in monitor photodiode and therefore support constant power operation.
- c. This socket is included with the purchase of the corresponding laser diode.
- d. The ITC4001 driver is only necessary if the LDM9LP mount or a custom mount is used, as the CLD1010LP is both a mount and a driver.

Part Number	Description	Price	Availability
LP515-SF3	515 nm, 3 mW, A Pin Code, SM Fiber-Pigtailed Laser Diode, FC/PC	\$474.90	Today
LP515-SF3	CWL = 518.9 nm, P = 3.0 mW (I = 50 mA), 25 °C	\$474.90	7-10 Days
LP515-SF3	CWL = 519.7 nm, P = 3.0 mW (I = 50 mA), 25 °C	\$474.90	7-10 Days
LP515-SF3	CWL = 518.1 nm, P = 3.0 mW (I = 53 mA), 25 °C	\$474.90	7-10 Days
LP515-SF3	CWL = 517.8 nm, P = 3.0 mW (I = 46 mA), 25 °C	\$474.90	Today
LP515-SF3	CWL = 515.6 nm, P = 3.0 mW (I = 51 mA), 25 °C	\$474.90	Today
LP515-SF3	CWL = 516.3 nm, P = 3.0 mW (I = 47 mA), 25 °C	\$474.90	Today
LP515-SF3	CWL = 515.0 nm, P = 3.0 mW (I = 50 mA), 25 °C	\$474.90	Today
LP515-SF3	CWL = 519.0 nm, P = 3.0 mW (I = 51 mA), 25 °C	\$474.90	Today
LP520-SF15A	520 nm, 15 mW, A Pin Code, SM Fiber-Pigtailed Laser Diode, FC/PC	\$811.26	Today
LP520-SF15A	CWL = 512.6 nm, P = 15.0 mW (I = 105 mA), 25 °C	\$811.26	7-10 Days
LP520-SF15A	CWL = 512.3 nm, P = 15.0 mW (I = 90 mA), 25 °C	\$811.26	7-10 Days
LP520-SF15A	CWL = 512.8 nm, P = 15.0 mW (I = 87 mA), 25 °C	\$811.26	7-10 Days
LP520-SF15A	CWL = 512.0 nm, P = 15.0 mW (I = 117 mA), 25 °C	\$811.26	7-10 Days
LP520-SF15A	CWL = 512.5 nm, P = 15.0 mW (I = 114 mA), 25 °C	\$811.26	7-10 Days
LP520-SF15A	CWL = 512.9 nm, P = 15.0 mW (I = 102 mA), 25 °C	\$811.26	7-10 Days
LP520-SF15A	CWL = 510.9 nm, P = 15.0 mW (I = 124 mA), 25 °C	\$811.26	7-10 Days
LP520-SF15A	CWL = 511.0 nm, P = 15.0 mW (I = 122 mA), 25 °C	\$811.26	7-10 Days
LP520-SF15A	CWL = 511.9 nm, P = 15.0 mW (I = 92 mA), 25 °C	\$811.26	7-10 Days
LP520-SF15A	CWL = 511.5 nm, P = 15.0 mW (I = 96 mA), 25 °C	\$811.26	Today
LP520-SF15A	CWL = 512.5 nm, P = 15.0 mW (I = 81 mA), 25 °C	\$811.26	Today
LP520-SF15A	CWL = 511.9 nm, P = 15.0 mW (I = 101 mA), 25 °C	\$811.26	Today
LP520-SF15A	CWL = 510.9 nm, P = 15.0 mW (I = 127 mA), 25 °C	\$811.26	Today
LP520-SF15A	CWL = 512.6 nm, P = 15.0 mW (I = 101 mA), 25 °C	\$811.26	Today
LP520-SF15A	CWL = 511.7 nm, P = 15.0 mW (I = 100 mA), 25 °C	\$811.26	Today
LP520-SF15A	CWL = 512.5 nm, P = 15.0 mW (I = 110 mA), 25 °C	\$811.26	Today
LP520-SF15A	CWL = 511.5 nm, P = 15.0 mW (I = 85 mA), 25 °C	\$811.26	Today
LP520-SF15A	CWL = 512.5 nm, P = 15.0 mW (I = 77 mA), 25 °C	\$811.26	Today
LP520-SF15A	CWL = 511.4 nm, P = 15.0 mW (I = 82 mA), 25 °C	\$811.26	Today

**633 - 685 nm Pigtailed**

Item #	Info	Wavelength	Power (Typ.) <sup>a</sup>	Typical/Max Drive Current <sup>a</sup>	Pin Code	Package	Compatible Socket	Wavelength Tested	Laser Mode	Recommended Mounts	Recommended Driver
LP633-SF50		633 nm	50 mW	170 mA / 210 mA	G	Ø5.6 mm SM Pigtail, FC/PC	S7060R <sup>c</sup>	Yes	Single Transverse Mode	LDM9LP or CLD1010LP	ITC4001 <sup>d</sup>
LPS-635-FC		635 nm	2.5 mW	70 mA / 95 mA	A <sup>b</sup>	Ø9 mm SM Pigtail, FC/PC	S8060 or S8060-4	Yes	Single Transverse Mode	LDM9LP or CLD1010LP	ITC4001 <sup>d</sup>
LP635-SF8		635 nm	8 mW	85 mA / 100 mA	A <sup>b</sup>	Ø5.6 mm SM Pigtail, FC/PC	S7060R <sup>c</sup>	Yes	Single Transverse Mode	LDM9LP or CLD1010LP	ITC4001 <sup>d</sup>
LP637-SF50		637 nm	50 mW	140 mA / 180 mA	A <sup>b</sup>	Ø5.6 mm SM Pigtail, FC/PC	S7060R <sup>c</sup>	Yes	Single Transverse Mode	LDM9LP or CLD1010LP	ITC4001 <sup>d</sup>
LP637-SF70		637 nm	70 mW	220 mA / 300 mA	G	Ø5.6 mm SM Pigtail, FC/PC	S7060R <sup>c</sup>	Yes	Single Transverse Mode	LDM9LP or CLD1010LP	ITC4001 <sup>d</sup>
LP642-SF20		642 nm	20 mW	90 mA / 140 mA	A <sup>b</sup>	Ø5.6 mm SM Pigtail, FC/PC	S7060R <sup>c</sup>	Yes	Single Transverse Mode	LDM9LP or CLD1010LP	ITC4001 <sup>d</sup>
LPS-660-FC		658 nm	7.5 mW	80 mA / 95 mA	C <sup>b</sup>	Ø5.6 mm SM Pigtail, FC/PC	S7060R <sup>c</sup>	Yes	Single Transverse Mode	LDM9LP or CLD1011LP	ITC4001 <sup>d</sup>
LP660-SF20		658 nm	20 mW	80 mA / 110 mA	A <sup>b</sup>	Ø5.6 mm SM Pigtail, FC/PC	S7060R <sup>c</sup>	Yes	Single Transverse Mode	LDM9LP or CLD1010LP	ITC4001 <sup>d</sup>
LP660-SF40		658 nm	40 mW	135 mA / 170 mA	H	Ø5.6 mm SM Pigtail, FC/PC	S7060R <sup>c</sup>	Yes	Single Transverse Mode	LDM9LP or CLD1011LP	ITC4001 <sup>d</sup>
LP660-SF60		658 nm	60 mW	210 mA / 250 mA	H	Ø5.6 mm SM Pigtail, FC/PC	S7060R <sup>c</sup>	Yes	Single Transverse Mode	LDM9LP or CLD1011LP	ITC4001 <sup>d</sup>
LP660-SF50		660 nm	50 mW	140 mA / 200 mA	C <sup>b</sup>	Ø5.6 mm SM Pigtail, FC/PC	S7060R <sup>c</sup>	Yes	Single Transverse Mode	LDM9LP or CLD1011LP	ITC4001 <sup>d</sup>
LPS-675-FC		670 nm	2.5 mW	55 mA / 90 mA	A <sup>b</sup>	Ø9 mm SM Pigtail, FC/PC	S8060 or S8060-4	Yes	Single Transverse Mode	LDM9LP or CLD1010LP	ITC4001 <sup>d</sup>
LP685-SF15		685 nm	15 mW	55 mA / 80 mA	C <sup>b</sup>	Ø5.6 mm SM Pigtail, FC/PC	S7060R <sup>c</sup>	Yes	Single Transverse Mode	LDM9LP or CLD1011LP	ITC4001 <sup>d</sup>

- a. Do not exceed the maximum optical power or maximum drive current, whichever occurs first.
- b. Laser diodes with A, B, C, or D pin codes have a built-in monitor photodiode and therefore support constant power operation.
- c. This socket is included with the purchase of the corresponding laser diode.
- d. The ITC4001 driver is only necessary if the LDM9LP mount or a custom mount is used, as the CLD1010LP and CLD1011LP are each a combined mount and driver.

Part Number	Description	Price	Availability
LP633-SF50	633 nm, 50 mW, G Pin Code, SM Fiber-Pigtailed Laser Diode, FC/PC	\$960.82	Today
LP633-SF50	CWL = 633.9 nm, P = 50.0 mW (I = 171 mA), 25 °C	\$960.82	7-10 Days
LP633-SF50	CWL = 634.2 nm, P = 50.0 mW (I = 159 mA), 25 °C	\$960.82	7-10 Days
LP633-SF50	CWL = 634.4 nm, P = 50.0 mW (I = 155 mA), 25 °C	\$960.82	Today
LP633-SF50	CWL = 634.0 nm, P = 50.0 mW (I = 164 mA), 25 °C	\$960.82	Today
LP633-SF50	CWL = 634.1 nm, P = 50.0 mW (I = 181 mA), 25 °C	\$960.82	Today
LP633-SF50	CWL = 634.0 nm, P = 50.0 mW (I = 173 mA), 25 °C	\$960.82	Today
LPS-635-FC	635 nm, 2.5 mW, A Pin Code, SM Fiber-Pigtailed Laser Diode, FC/PC	\$432.41	Today



LPS-635-FC	CWL = 633.9 nm, P = 2.5 mW (I = 61 mA), 25 °C	\$432.41	7-10 Days
LPS-635-FC	CWL = 633.8 nm, P = 2.5 mW (I = 60 mA), 25 °C	\$432.41	7-10 Days
LPS-635-FC	CWL = 633.8 nm, P = 2.5 mW (I = 60 mA), 25 °C	\$432.41	7-10 Days
LPS-635-FC	CWL = 634.7 nm, P = 2.5 mW (I = 64 mA), 25 °C	\$432.41	7-10 Days
LPS-635-FC	CWL = 633.6 nm, P = 2.5 mW (I = 60 mA), 25 °C	\$432.41	7-10 Days
LPS-635-FC	CWL = 634.0 nm, P = 2.5 mW (I = 65 mA), 25 °C	\$432.41	7-10 Days
LPS-635-FC	CWL = 634.0 nm, P = 2.5 mW (I = 62 mA), 25 °C	\$432.41	7-10 Days
LPS-635-FC	CWL = 633.9 nm, P = 2.5 mW (I = 59 mA), 25 °C	\$432.41	Today
LPS-635-FC	CWL = 634.0 nm, P = 2.5 mW (I = 60 mA), 25 °C	\$432.41	Today
LPS-635-FC	CWL = 634.2 nm, P = 2.5 mW (I = 59 mA), 25 °C	\$432.41	Today
LPS-635-FC	CWL = 633.8 nm, P = 2.5 mW (I = 61 mA), 25 °C	\$432.41	Today
LPS-635-FC	CWL = 633.8 nm, P = 2.5 mW (I = 62 mA), 25 °C	\$432.41	Today
LPS-635-FC	CWL = 634.0 nm, P = 2.5 mW (I = 60 mA), 25 °C	\$432.41	Today
LPS-635-FC	CWL = 634.2 nm, P = 2.5 mW (I = 62 mA), 25 °C	\$432.41	Today
LPS-635-FC	CWL = 634.1 nm, P = 2.5 mW (I = 60 mA), 25 °C	\$432.41	Today
LPS-635-FC	CWL = 633.6 nm, P = 2.5 mW (I = 63 mA), 25 °C	\$432.41	Today
LPS-635-FC	CWL = 633.8 nm, P = 2.5 mW (I = 60 mA), 25 °C	\$432.41	Today
LPS-635-FC	CWL = 633.7 nm, P = 2.5 mW (I = 60 mA), 25 °C	\$432.41	Today
LPS-635-FC	CWL = 634.4 nm, P = 2.5 mW (I = 59 mA), 25 °C	\$432.41	Today
LP635-SF8	635 nm, 8.0 mW, A Pin Code, SM Fiber-Pigtailed Laser Diode, FC/PC	\$711.56	Today
LP635-SF8	CWL = 637.3 nm, P = 8.0 mW (I = 83 mA), 25 °C	\$711.56	7-10 Days
LP635-SF8	CWL = 638.2 nm, P = 8.0 mW (I = 84 mA), 25 °C	\$711.56	7-10 Days
LP635-SF8	CWL = 638.0 nm, P = 8.0 mW (I = 86 mA), 25 °C	\$711.56	7-10 Days
LP635-SF8	CWL = 638.6 nm, P = 8.0 mW (I = 82 mA), 25 °C	\$711.56	Today
LP635-SF8	CWL = 638.5 nm, P = 8.0 mW (I = 77 mA), 25 °C	\$711.56	Today
LP635-SF8	CWL = 638.8 nm, P = 8.0 mW (I = 83 mA), 25 °C	\$711.56	Today
LP635-SF8	CWL = 638.7 nm, P = 8.0 mW (I = 78 mA), 25 °C	\$711.56	Today
LP635-SF8	CWL = 638.0 nm, P = 8.0 mW (I = 78 mA), 25 °C	\$711.56	Today
LP637-SF50	637 nm, 50 mW, A Pin Code, SM Fiber-Pigtailed Laser Diode, FC/PC	\$890.94	Today
LP637-SF50	CWL = 640.8 nm, P = 50.0 mW (I = 138 mA), 25 °C	\$890.94	7-10 Days
LP637-SF50	CWL = 640.0 nm, P = 50.0 mW (I = 142 mA), 25 °C	\$890.94	7-10 Days
LP637-SF50	CWL = 638.8 nm, P = 50.0 mW (I = 141 mA), 25 °C	\$890.94	7-10 Days
LP637-SF50	CWL = 638.3 nm, P = 50.0 mW (I = 143 mA), 25 °C	\$890.94	7-10 Days
LP637-SF50	CWL = 638.9 nm, P = 50.0 mW (I = 150 mA), 25 °C	\$890.94	Today
LP637-SF50	CWL = 638.9 nm, P = 50.0 mW (I = 144 mA), 25 °C	\$890.94	Today
LP637-SF50	CWL = 638.0 nm, P = 50.0 mW (I = 131 mA), 25 °C	\$890.94	Today
LP637-SF50	CWL = 638.2 nm, P = 50.0 mW (I = 134 mA), 25 °C	\$890.94	Today
LP637-SF50	CWL = 639.6 nm, P = 50.0 mW (I = 146 mA), 25 °C	\$890.94	Today
LP637-SF50	CWL = 639.9 nm, P = 50.0 mW (I = 146 mA), 25 °C	\$890.94	Today
LP637-SF50	CWL = 638.1 nm, P = 50.0 mW (I = 137 mA), 25 °C	\$890.94	Today
LP637-SF50	CWL = 639.7 nm, P = 50.0 mW (I = 140 mA), 25 °C	\$890.94	Today
LP637-SF70	637 nm, 70 mW, G Pin Code, SM Fiber-Pigtailed Laser Diode, FC/PC	\$866.00	Today
LP637-SF70	CWL = 638.3 nm, P = 70.0 mW (I = 251 mA), 25 °C	\$866.00	7-10 Days
LP637-SF70	CWL = 638.2 nm, P = 70.0 mW (I = 246 mA), 25 °C	\$866.00	7-10 Days
LP637-SF70	CWL = 638.2 nm, P = 70.0 mW (I = 232 mA), 25 °C	\$866.00	7-10 Days
LP637-SF70	CWL = 639.2 nm, P = 70.0 mW (I = 256 mA), 25 °C	\$866.00	7-10 Days
LP637-SF70	CWL = 637.8 nm, P = 70.0 mW (I = 216 mA), 25 °C	\$866.00	7-10 Days
LP637-SF70	CWL = 638.0 nm, P = 70.0 mW (I = 230 mA), 25 °C	\$866.00	7-10 Days
LP637-SF70	CWL = 637.5 nm, P = 70.0 mW (I = 210 mA), 25 °C	\$866.00	Today
LP637-SF70	CWL = 638.2 nm, P = 70.0 mW (I = 217 mA), 25 °C	\$866.00	Today
LP637-SF70	CWL = 638.2 nm, P = 70.0 mW (I = 229 mA), 25 °C	\$866.00	Today
LP637-SF70	CWL = 637.7 nm, P = 70.0 mW (I = 211 mA), 25 °C	\$866.00	Today
LP637-SF70	CWL = 638.1 nm, P = 70.0 mW (I = 215 mA), 25 °C	\$866.00	Today
LP637-SF70	CWL = 637.7 nm, P = 70.0 mW (I = 225 mA), 25 °C	\$866.00	Today
LP637-SF70	CWL = 637.8 nm, P = 70.0 mW (I = 201 mA), 25 °C	\$866.00	Today
LP637-SF70	CWL = 638.7 nm, P = 70.0 mW (I = 279 mA), 25 °C	\$866.00	Today
LP637-SF70	CWL = 637.7 nm, P = 70.0 mW (I = 228 mA), 25 °C	\$866.00	Today
LP637-SF70	CWL = 637.4 nm, P = 70.0 mW (I = 192 mA), 25 °C	\$866.00	Today
LP637-SF70	CWL = 637.3 nm, P = 70.0 mW (I = 200 mA), 25 °C	\$866.00	Today
LP642-SF20	642 nm, 20 mW, A Pin Code, SM Fiber-Pigtailed Laser Diode, FC/PC	\$669.03	Today
LP642-SF20	CWL = 642.7 nm, P = 20.0 mW (I = 113 mA), 25 °C	\$669.03	7-10 Days
LP642-SF20	CWL = 642.8 nm, P = 20.0 mW (I = 89 mA), 25 °C	\$669.03	7-10 Days

LP642-SF20	CWL = 642.2 nm, P = 20.0 mW (I = 116 mA), 25 °C	\$669.03	7-10 Days
LP642-SF20	CWL = 641.7 nm, P = 20.0 mW (I = 97 mA), 25 °C	\$669.03	7-10 Days
LP642-SF20	CWL = 641.4 nm, P = 20.0 mW (I = 93 mA), 25 °C	\$669.03	Today
LP642-SF20	CWL = 642.3 nm, P = 20.0 mW (I = 92 mA), 25 °C	\$669.03	Today
LP642-SF20	CWL = 642.4 nm, P = 20.0 mW (I = 91 mA), 25 °C	\$669.03	Today
LP642-SF20	CWL = 642.1 nm, P = 20.0 mW (I = 94 mA), 25 °C	\$669.03	Today
LP642-SF20	CWL = 641.2 nm, P = 20.0 mW (I = 99 mA), 25 °C	\$669.03	Today
LP642-SF20	CWL = 641.7 nm, P = 20.0 mW (I = 93 mA), 25 °C	\$669.03	Today
LP642-SF20	CWL = 641.8 nm, P = 20.0 mW (I = 94 mA), 25 °C	\$669.03	Today
LPS-660-FC	658 nm, 7.5 mW, C Pin Code, SM Fiber-Pigtailed Laser Diode, FC/PC	\$459.43	Today
LPS-660-FC	CWL = 659.1 nm, P = 7.5 mW (I = 70 mA), 25 °C	\$459.43	7-10 Days
LPS-660-FC	CWL = 659.1 nm, P = 7.5 mW (I = 74 mA), 25 °C	\$459.43	Today
LPS-660-FC	CWL = 657.8 nm, P = 7.5 mW (I = 70 mA), 25 °C	\$459.43	Today
LPS-660-FC	CWL = 658.7 nm, P = 7.5 mW (I = 75 mA), 25 °C	\$459.43	Today
LPS-660-FC	CWL = 657.6 nm, P = 7.5 mW (I = 74 mA), 25 °C	\$459.43	Today
LPS-660-FC	CWL = 658.7 nm, P = 7.5 mW (I = 70 mA), 25 °C	\$459.43	Today
LPS-660-FC	CWL = 657.8 nm, P = 7.5 mW (I = 76 mA), 25 °C	\$459.43	Today
LPS-660-FC	CWL = 658.4 nm, P = 7.5 mW (I = 65 mA), 25 °C	\$459.43	Today
LPS-660-FC	CWL = 657.7 nm, P = 7.5 mW (I = 68 mA), 25 °C	\$459.43	Today
LPS-660-FC	CWL = 657.9 nm, P = 7.5 mW (I = 68 mA), 25 °C	\$459.43	Today
LPS-660-FC	CWL = 658.6 nm, P = 7.5 mW (I = 68 mA), 25 °C	\$459.43	Today
LPS-660-FC	CWL = 657.9 nm, P = 7.5 mW (I = 65 mA), 25 °C	\$459.43	Today
LPS-660-FC	CWL = 657.7 nm, P = 7.5 mW (I = 64 mA), 25 °C	\$459.43	Today
LP660-SF20	658 nm, 20 mW, A Pin Code, SM Fiber-Pigtailed Laser Diode, FC/PC	\$509.39	Today
LP660-SF20	CWL = 664.4 nm, P = 20.0 mW (I = 70 mA), 25 °C	\$509.39	7-10 Days
LP660-SF20	CWL = 663.7 nm, P = 20.0 mW (I = 82 mA), 25 °C	\$509.39	7-10 Days
LP660-SF20	CWL = 663.5 nm, P = 20.0 mW (I = 86 mA), 25 °C	\$509.39	7-10 Days
LP660-SF20	CWL = 663.4 nm, P = 20.0 mW (I = 82 mA), 25 °C	\$509.39	7-10 Days
LP660-SF20	CWL = 663.7 nm, P = 20.0 mW (I = 88 mA), 25 °C	\$509.39	Today
LP660-SF20	CWL = 663.5 nm, P = 20.0 mW (I = 79 mA), 25 °C	\$509.39	Today
LP660-SF20	CWL = 663.0 nm, P = 20.0 mW (I = 84 mA), 25 °C	\$509.39	Today
LP660-SF20	CWL = 663.4 nm, P = 20.0 mW (I = 81 mA), 25 °C	\$509.39	Today
LP660-SF20	CWL = 663.1 nm, P = 20.0 mW (I = 78 mA), 25 °C	\$509.39	Today
LP660-SF20	CWL = 663.7 nm, P = 20.0 mW (I = 93 mA), 25 °C	\$509.39	Today
LP660-SF20	CWL = 663.4 nm, P = 20.0 mW (I = 82 mA), 25 °C	\$509.39	Today
LP660-SF20	CWL = 663.0 nm, P = 20.0 mW (I = 78 mA), 25 °C	\$509.39	Today
LP660-SF20	CWL = 663.0 nm, P = 20.0 mW (I = 78 mA), 25 °C	\$509.39	Today
LP660-SF40	658 nm, 40 mW, H Pin Code, SM Fiber-Pigtailed Laser Diode, FC/PC	\$721.06	Today
LP660-SF40	CWL = 662.4 nm, P = 40.0 mW (I = 116 mA), 25 °C	\$721.06	Today
LP660-SF40	CWL = 662.8 nm, P = 40.0 mW (I = 125 mA), 25 °C	\$721.06	Today
LP660-SF40	CWL = 663.0 nm, P = 40.0 mW (I = 136 mA), 25 °C	\$721.06	Today
LP660-SF40	CWL = 663.2 nm, P = 40.0 mW (I = 124 mA), 25 °C	\$721.06	Today
LP660-SF40	CWL = 662.8 nm, P = 40.0 mW (I = 101 mA), 25 °C	\$721.06	Today
LP660-SF40	CWL = 662.8 nm, P = 40.0 mW (I = 98 mA), 25 °C	\$721.06	Today
LP660-SF60	658 nm, 60 mW, H Pin Code, SM Fiber-Pigtailed Laser Diode, FC/PC	\$781.65	Today
LP660-SF60	CWL = 659.2 nm, P = 60.0 mW (I = 178 mA), 25 °C	\$781.65	7-10 Days
LP660-SF60	CWL = 658.8 nm, P = 60.0 mW (I = 196 mA), 25 °C	\$781.65	7-10 Days
LP660-SF60	CWL = 659.3 nm, P = 60.0 mW (I = 220 mA), 25 °C	\$781.65	7-10 Days
LP660-SF60	CWL = 659.3 nm, P = 60.0 mW (I = 220 mA), 25 °C	\$781.65	Today
LP660-SF60	CWL = 658.6 nm, P = 60.0 mW (I = 203 mA), 25 °C	\$781.65	Today
LP660-SF60	CWL = 658.6 nm, P = 60.0 mW (I = 207 mA), 25 °C	\$781.65	Today
LP660-SF60	CWL = 658.5 nm, P = 60.0 mW (I = 204 mA), 25 °C	\$781.65	Today
LP660-SF60	CWL = 659.8 nm, P = 60.0 mW (I = 234 mA), 25 °C	\$781.65	Today
LP660-SF60	CWL = 659.2 nm, P = 60.0 mW (I = 210 mA), 25 °C	\$781.65	Today
LP660-SF60	CWL = 658.9 nm, P = 60.0 mW (I = 203 mA), 25 °C	\$781.65	Today
LP660-SF60	CWL = 659.2 nm, P = 60.0 mW (I = 198 mA), 25 °C	\$781.65	Today
LP660-SF60	CWL = 659.0 nm, P = 60.0 mW (I = 198 mA), 25 °C	\$781.65	Today
LP660-SF60	CWL = 658.8 nm, P = 60.0 mW (I = 200 mA), 25 °C	\$781.65	Today
LP660-SF60	CWL = 659.1 nm, P = 60.0 mW (I = 207 mA), 25 °C	\$781.65	Today
LP660-SF50	660 nm, 50 mW, C Pin Code, SM Fiber-Pigtailed Laser Diode, FC/PC	\$797.77	Today
LP660-SF50	CWL = 661.3 nm, P = 50.0 mW (I = 161 mA), 25 °C	\$797.77	7-10 Days
LP660-SF50	CWL = 661.3 nm, P = 50.0 mW (I = 166 mA), 25 °C	\$797.77	Today

LP660-SF50	CWL = 660.6 nm, P = 50.0 mW (I = 177 mA), 25 °C	\$797.77	Today
LP660-SF50	CWL = 661.6 nm, P = 50.0 mW (I = 167 mA), 25 °C	\$797.77	Today
LP660-SF50	CWL = 660.8 nm, P = 50.0 mW (I = 152 mA), 25 °C	\$797.77	Today
LP660-SF50	CWL = 660.9 nm, P = 50.0 mW (I = 156 mA), 25 °C	\$797.77	Today
LPS-675-FC	670 nm, 2.5 mW, A Pin Code, SM Fiber-Pigtailed Laser Diode, FC/PC	\$540.50	Today
LPS-675-FC	CWL = 673.9 nm, P = 2.5 mW (I = 33 mA), 25 °C	\$540.50	Today
LPS-675-FC	CWL = 673.9 nm, P = 2.5 mW (I = 33 mA), 25 °C	\$540.50	Today
LPS-675-FC	CWL = 673.7 nm, P = 2.5 mW (I = 36 mA), 25 °C	\$540.50	Today
LPS-675-FC	CWL = 674.6 nm, P = 2.5 mW (I = 34 mA), 25 °C	\$540.50	Today
LP685-SF15	685 nm, 15 mW, C Pin Code, SM Fiber-Pigtailed Laser Diode, FC/PC	\$622.48	Today
LP685-SF15	CWL = 688.9 nm, P = 15.0 mW (I = 51 mA), 25 °C	\$622.48	7-10 Days
LP685-SF15	CWL = 689.0 nm, P = 15.0 mW (I = 54 mA), 25 °C	\$622.48	7-10 Days
LP685-SF15	CWL = 688.9 nm, P = 15.0 mW (I = 61 mA), 25 °C	\$622.48	7-10 Days
LP685-SF15	CWL = 688.9 nm, P = 15.0 mW (I = 55 mA), 25 °C	\$622.48	7-10 Days
LP685-SF15	CWL = 688.4 nm, P = 15.0 mW (I = 56 mA), 25 °C	\$622.48	7-10 Days
LP685-SF15	CWL = 688.7 nm, P = 15.0 mW (I = 55 mA), 25 °C	\$622.48	Today
LP685-SF15	CWL = 688.5 nm, P = 15.0 mW (I = 52 mA), 25 °C	\$622.48	Today
LP685-SF15	CWL = 688.4 nm, P = 15.0 mW (I = 53 mA), 25 °C	\$622.48	Today
LP685-SF15	CWL = 688.1 nm, P = 15.0 mW (I = 59 mA), 25 °C	\$622.48	Today

**705 - 830 nm Pigtailed**

Item #	Info	Wavelength	Power (Typ.) <sup>a</sup>	Typical/Max Drive Current <sup>a</sup>	Pin Code	Package	Compatible Socket	Wavelength Tested	Laser Mode	Recommended Mounts	Recommended Driver
LP705-SF15		705 nm	15 mW	55 mA / 80 mA	C <sup>b</sup>	Ø5.6 mm SM Pigtail, FC/PC	S7060R <sup>c</sup>	Yes	Single Transverse Mode	LDM9LP or CLD1011LP	ITC4001 <sup>d</sup>
LP730-SF15		730 nm	15 mW	70 mA / 100 mA	A <sup>b</sup>	Ø5.6 mm SM Pigtail, FC/PC	S7060R <sup>c</sup>	Yes	Single Transverse Mode	LDM9LP or CLD1010LP	ITC4001 <sup>d</sup>
LPS-785-FC		785 nm	10 mW	65 mA / 90 mA	A <sup>b</sup>	Ø5.6 mm SM Pigtail, FC/PC	S7060R <sup>c</sup>	Yes	Single Transverse Mode	LDM9LP or CLD1010LP	ITC4001 <sup>d</sup>
LP785-SF20		785 nm	20 mW	85 mA / 120 mA	A <sup>b</sup>	Ø5.6 mm SM Pigtail, FC/PC	S7060R <sup>c</sup>	Yes	Single Transverse Mode	LDM9LP or CLD1010LP	ITC4001 <sup>d</sup>
LP785-SF100		785 nm	100 mW	300 mA / 450 mA	H	Ø9 mm SM Pigtail, FC/PC	S8060 or S8060-4	Yes	Single Transverse Mode	LDM9LP or CLD1011LP	ITC4001 <sup>d</sup>
LP808-SA60		808 nm	60 mW	150 mA / 220 mA	B <sup>b</sup>	Ø9 mm SM Pigtail, FC/APC	S8060 or S8060-4	Yes	Single Transverse Mode	LDM9LP or CLD1011LP	ITC4001 <sup>d</sup>
LP820-SF80		820 nm	80 mW	230 mA / 400 mA	C <sup>b</sup>	Ø5.6 mm SM Pigtail, FC/PC	S8060 or S8060-4	Yes	Single Transverse Mode	LDM9LP or CLD1011LP	ITC4001 <sup>d</sup>
LPS-830-FC		830 nm	10 mW	50 mA / 80 mA	C <sup>b</sup>	Ø5.6 mm SM Pigtail, FC/PC	S7060R <sup>c</sup>	Yes	Single Transverse Mode	LDM9LP or CLD1011LP	ITC4001 <sup>d</sup>
LP830-SF30		830 nm	30 mW	115 mA / 160 mA	A <sup>b</sup>	Ø9 mm SM Pigtail, FC/PC	S8060 or S8060-4	Yes	Single Transverse Mode	LDM9LP or CLD1010LP	ITC4001 <sup>d</sup>

- a. Do not exceed the maximum optical power or maximum drive current, whichever occurs first.
- b. Laser diodes with A, B, C, or D pin codes have a built-in monitor photodiode and therefore support constant power operation.
- c. This socket is included with the purchase of the corresponding laser diode.
- d. The ITC4001 driver is only necessary if the LDM9LP mount or a custom mount is used, as the CLD1010LP and CLD1011LP are each a combined mount and driver.

Part Number	Description	Price	Availability
LP705-SF15	705 nm, 15 mW, C Pin Code, SM Fiber-Pigtailed Laser Diode, FC/PC	\$957.45	Today
LP705-SF15	CWL = 698.8 nm, P = 15.0 mW (I = 55 mA), 25 °C	\$957.45	Today
LP705-SF15	CWL = 700.3 nm, P = 15.0 mW (I = 60 mA), 25 °C	\$957.45	Today
LP705-SF15	CWL = 699.2 nm, P = 15.0 mW (I = 65 mA), 25 °C	\$957.45	Today
LP705-SF15	CWL = 699.5 nm, P = 15.0 mW (I = 60 mA), 25 °C	\$957.45	Today
LP705-SF15	CWL = 699.4 nm, P = 15.0 mW (I = 65 mA), 25 °C	\$957.45	Today
LP705-SF15	CWL = 700.1 nm, P = 15.0 mW (I = 57 mA), 25 °C	\$957.45	Today
LP705-SF15	CWL = 700.6 nm, P = 15.0 mW (I = 56 mA), 25 °C	\$957.45	Today
LP705-SF15	CWL = 699.6 nm, P = 15.0 mW (I = 58 mA), 25 °C	\$957.45	Today
LP705-SF15	CWL = 699.4 nm, P = 15.0 mW (I = 63 mA), 25 °C	\$957.45	Today
LP705-SF15	CWL = 699.1 nm, P = 15.0 mW (I = 59 mA), 25 °C	\$957.45	Today
LP705-SF15	CWL = 699.3 nm, P = 15.0 mW (I = 60 mA), 25 °C	\$957.45	Today
LP705-SF15	CWL = 700.2 nm, P = 15.0 mW (I = 55 mA), 25 °C	\$957.45	Today
LP705-SF15	CWL = 700.7 nm, P = 15.0 mW (I = 56 mA), 25 °C	\$957.45	Today
LP730-SF15	730 nm, 15 mW, A Pin Code, SM Fiber-Pigtailed Laser Diode, FC/PC	\$873.48	Today
LP730-SF15	CWL = 727.8 nm, P = 15.0 mW (I = 54 mA), 25 °C	\$873.48	7-10 Days
LP730-SF15	CWL = 727.7 nm, P = 15.0 mW (I = 53 mA), 25 °C	\$873.48	Today
LP730-SF15	CWL = 727.6 nm, P = 15.0 mW (I = 53 mA), 25 °C	\$873.48	Today
LP730-SF15	CWL = 728.0 nm, P = 15.0 mW (I = 56 mA), 25 °C	\$873.48	Today
LP730-SF15	CWL = 726.7 nm, P = 15.0 mW (I = 60 mA), 25 °C	\$873.48	Today
LP730-SF15	CWL = 727.8 nm, P = 15.0 mW (I = 53 mA), 25 °C	\$873.48	Today
LP730-SF15	CWL = 730.3 nm, P = 15.0 mW (I = 55 mA), 25 °C	\$873.48	Today
LP730-SF15	CWL = 728.9 nm, P = 15.0 mW (I = 56 mA), 25 °C	\$873.48	Today
LP730-SF15	CWL = 727.5 nm, P = 15.0 mW (I = 60 mA), 25 °C	\$873.48	Today
LP730-SF15	CWL = 727.5 nm, P = 15.0 mW (I = 62 mA), 25 °C	\$873.48	Today
LPS-785-FC	785 nm, 10 mW, A Pin Code, SM Fiber-Pigtailed Laser Diode, FC/PC	\$508.44	Today
LPS-785-FC	CWL = 783.8 nm, P = 10.0 mW (I = 51 mA), 25 °C	\$508.44	7-10 Days
LPS-785-FC	CWL = 783.1 nm, P = 10.0 mW (I = 53 mA), 25 °C	\$508.44	Today

LPS-785-FC	CWL = 783.7 nm, P = 10.0 mW (I = 54 mA), 25 °C	\$508.44	Today
LPS-785-FC	CWL = 782.1 nm, P = 10.0 mW (I = 48 mA), 25 °C	\$508.44	Today
LPS-785-FC	CWL = 784.2 nm, P = 10.0 mW (I = 54 mA), 25 °C	\$508.44	Today
LPS-785-FC	CWL = 783.9 nm, P = 10.0 mW (I = 51 mA), 25 °C	\$508.44	Today
LP785-SF20	785 nm, 20 mW, A Pin Code, SM Fiber-Pigtailed Laser Diode, FC/PC	\$588.02	Today
LP785-SF20	CWL = 784.6 nm, P = 20.0 mW (I = 67 mA), 25 °C	\$588.02	7-10 Days
LP785-SF20	CWL = 783.3 nm, P = 20.0 mW (I = 79 mA), 25 °C	\$588.02	7-10 Days
LP785-SF20	CWL = 784.1 nm, P = 20.0 mW (I = 67 mA), 25 °C	\$588.02	Today
LP785-SF20	CWL = 783.3 nm, P = 20.0 mW (I = 67 mA), 25 °C	\$588.02	Today
LP785-SF20	CWL = 784.5 nm, P = 20.0 mW (I = 72 mA), 25 °C	\$588.02	Today
LP785-SF20	CWL = 784.0 nm, P = 20.0 mW (I = 74 mA), 25 °C	\$588.02	Today
LP785-SF20	CWL = 784.5 nm, P = 20.0 mW (I = 72 mA), 25 °C	\$588.02	Today
LP785-SF100	785 nm, 100 mW, H Pin Code, SM Fiber-Pigtailed Laser Diode, FC/PC	\$1,149.91	Today
LP785-SF100	CWL = 788.9 nm, P = 100.0 mW (I = 407 mA), 25 °C	\$1,149.91	7-10 Days
LP785-SF100	CWL = 788.1 nm, P = 100.0 mW (I = 357 mA), 25 °C	\$1,149.91	7-10 Days
LP785-SF100	CWL = 788.0 nm, P = 100.0 mW (I = 314 mA), 25 °C	\$1,149.91	7-10 Days
LP785-SF100	CWL = 786.8 nm, P = 100.0 mW (I = 314 mA), 25 °C	\$1,149.91	Today
LP785-SF100	CWL = 786.6 nm, P = 100.0 mW (I = 306 mA), 25 °C	\$1,149.91	Today
LP785-SF100	CWL = 784.8 nm, P = 100.0 mW (I = 311 mA), 25 °C	\$1,149.91	Today
LP785-SF100	CWL = 786.8 nm, P = 100.0 mW (I = 354 mA), 25 °C	\$1,149.91	Today
LP785-SF100	CWL = 786.8 nm, P = 100.0 mW (I = 322 mA), 25 °C	\$1,149.91	Today
LP785-SF100	CWL = 787.8 nm, P = 100.0 mW (I = 382 mA), 25 °C	\$1,149.91	Today
LP785-SF100	CWL = 787.4 nm, P = 100.0 mW (I = 342 mA), 25 °C	\$1,149.91	Today
LP785-SF100	CWL = 785.7 nm, P = 100.0 mW (I = 281 mA), 25 °C	\$1,149.91	Today
LP808-SA60	Customer Inspired! 808 nm, 60 mW, B Pin Code, SM Fiber-Pigtailed Laser Diode, FC/APC	\$908.41	Today
LP808-SA60	Customer Inspired! CWL = 805.0 nm, P = 60.0 mW (I = 140 mA), 25 °C	\$908.41	7-10 Days
LP808-SA60	Customer Inspired! CWL = 805.8 nm, P = 60.0 mW (I = 143 mA), 25 °C	\$908.41	7-10 Days
LP808-SA60	Customer Inspired! CWL = 806.9 nm, P = 60.0 mW (I = 194 mA), 25 °C	\$908.41	7-10 Days
LP808-SA60	Customer Inspired! CWL = 804.7 nm, P = 60.0 mW (I = 143 mA), 25 °C	\$908.41	Today
LP808-SA60	Customer Inspired! CWL = 805.1 nm, P = 60.0 mW (I = 146 mA), 25 °C	\$908.41	Today
LP808-SA60	Customer Inspired! CWL = 804.7 nm, P = 60.0 mW (I = 169 mA), 25 °C	\$908.41	Today
LP808-SA60	Customer Inspired! CWL = 806.2 nm, P = 60.0 mW (I = 139 mA), 25 °C	\$908.41	7-10 Days
LP808-SA60	Customer Inspired! CWL = 805.9 nm, P = 60.0 mW (I = 146 mA), 25 °C	\$908.41	Today
LP808-SA60	Customer Inspired! CWL = 805.3 nm, P = 60.0 mW (I = 143 mA), 25 °C	\$908.41	Today
LP808-SA60	Customer Inspired! CWL = 804.5 nm, P = 60.0 mW (I = 151 mA), 25 °C	\$908.41	Today
LP808-SA60	Customer Inspired! CWL = 805.6 nm, P = 60.0 mW (I = 163 mA), 25 °C	\$908.41	Today
LP808-SA60	Customer Inspired! CWL = 805.8 nm, P = 60.0 mW (I = 139 mA), 25 °C	\$908.41	Today
LP808-SA60	Customer Inspired! CWL = 805.8 nm, P = 60.0 mW (I = 139 mA), 25 °C	\$908.41	Today
LP808-SA60	Customer Inspired! CWL = 804.7 nm, P = 60.0 mW (I = 138 mA), 25 °C	\$908.41	Today
LP808-SA60	Customer Inspired! CWL = 805.1 nm, P = 60.0 mW (I = 154 mA), 25 °C	\$908.41	Today
LP808-SA60	Customer Inspired! CWL = 805.7 nm, P = 60.0 mW (I = 156 mA), 25 °C	\$908.41	Today
LP820-SF80	820 nm, 80 mW, C Pin Code, SM Fiber-Pigtailed Laser Diode, FC/PC	\$989.94	Today
LP820-SF80	CWL = 823.0 nm, P = 80.0 mW (I = 199 mA), 25 °C	\$989.94	Today
LP820-SF80	CWL = 823.8 nm, P = 80.0 mW (I = 199 mA), 25 °C	\$989.94	Today
LP820-SF80	CWL = 823.8 nm, P = 80.0 mW (I = 203 mA), 25 °C	\$989.94	Today
LPS-830-FC	830 nm, 10 mW, C Pin Code, SM Fiber-Pigtailed Laser Diode, FC/PC	\$598.71	Today
LPS-830-FC	CWL = 827.0 nm, P = 10.0 mW (I = 48 mA), 25 °C	\$598.71	7-10 Days
LPS-830-FC	CWL = 828.4 nm, P = 10.0 mW (I = 58 mA), 25 °C	\$598.71	Today
LPS-830-FC	CWL = 828.5 nm, P = 10.0 mW (I = 48 mA), 25 °C	\$598.71	Today
LPS-830-FC	CWL = 830.3 nm, P = 10.0 mW (I = 46 mA), 25 °C	\$598.71	Today
LPS-830-FC	CWL = 830.9 nm, P = 10.0 mW (I = 49 mA), 25 °C	\$598.71	Today
LPS-830-FC	CWL = 830.2 nm, P = 10.0 mW (I = 48 mA), 25 °C	\$598.71	Today
LPS-830-FC	CWL = 830.5 nm, P = 10.0 mW (I = 51 mA), 25 °C	\$598.71	Today
LPS-830-FC	CWL = 829.8 nm, P = 10.0 mW (I = 43 mA), 25 °C	\$598.71	Today
LPS-830-FC	CWL = 830.4 nm, P = 10.0 mW (I = 46 mA), 25 °C	\$598.71	Today
LPS-830-FC	CWL = 830.3 nm, P = 10.0 mW (I = 45 mA), 25 °C	\$598.71	Today
LPS-830-FC	CWL = 830.6 nm, P = 10.0 mW (I = 50 mA), 25 °C	\$598.71	Today
LP830-SF30	830 nm, 30 mW, A Pin Code, SM Fiber-Pigtailed Laser Diode, FC/PC	\$836.30	Today
LP830-SF30	CWL = 826.3 nm, P = 30.0 mW (I = 78 mA), 25 °C	\$836.30	7-10 Days
LP830-SF30	CWL = 827.8 nm, P = 30.0 mW (I = 87 mA), 25 °C	\$836.30	7-10 Days
LP830-SF30	CWL = 828.6 nm, P = 30.0 mW (I = 82 mA), 25 °C	\$836.30	Today
LP830-SF30	CWL = 829.5 nm, P = 30.0 mW (I = 89 mA), 25 °C	\$836.30	Today

LP830-SF30	CWL = 827.7 nm, P = 30.0 mW (I = 102 mA), 25 °C	\$836.30	Today
LP830-SF30	CWL = 826.9 nm, P = 30.0 mW (I = 85 mA), 25 °C	\$836.30	Today
LP830-SF30	CWL = 828.7 nm, P = 30.0 mW (I = 89 mA), 25 °C	\$836.30	Today
LP830-SF30	CWL = 828.4 nm, P = 30.0 mW (I = 80 mA), 25 °C	\$836.30	Today
LP830-SF30	CWL = 828.8 nm, P = 30.0 mW (I = 78 mA), 25 °C	\$836.30	Today
LP830-SF30	CWL = 828.6 nm, P = 30.0 mW (I = 89 mA), 25 °C	\$836.30	Today
LP830-SF30	CWL = 828.1 nm, P = 30.0 mW (I = 84 mA), 25 °C	\$836.30	Today
LP830-SF30	CWL = 828.3 nm, P = 30.0 mW (I = 98 mA), 25 °C	\$836.30	Today

**852 - 1064 nm Pigtails**



Item #	Info	Wavelength	Power (Typ.) <sup>a</sup>	Typical/Max Drive Current <sup>a</sup>	Pin Code	Package	Compatible Socket	Wavelength Tested	Laser Mode	Recommended Mounts
LP852-SF30	<a href="#">i</a>	852 nm	30 mW	115 mA / 160 mA	A <sup>b</sup>	Ø9 mm SM Pigtail, FC/PC	S8060 or S8060-4	Yes	Single Transverse Mode	LDM9LP or CLD1010LP
LP852-SF60	<a href="#">i</a>	852 nm	60 mW	150 mA / 220 mA	A <sup>b</sup>	Ø9 mm SM Pigtail, FC/PC	S8060 or S8060-4	Yes	Single Transverse Mode	LDM9LP or CLD1010LP
LP880-SF3	<a href="#">i</a>	880 nm	3 mW	25 mA / 40 mA	A <sup>b</sup>	Ø5.6 mm SM Pigtail, FC/PC	S7060R <sup>d</sup>	Yes	Single Transverse Mode	LDM9LP or CLD1010LP
LP904-SF3	<a href="#">i</a>	904 nm	3 mW	30 mA / 60 mA	A <sup>b</sup>	Ø5.6 mm SM Pigtail, FC/PC	S7060R <sup>d</sup>	Yes	Single Transverse Mode	LDM9LP or CLD1010LP
LP915-SF40	<a href="#">i</a>	915 nm	40 mW	130 mA / 200 mA	A <sup>b</sup>	Ø9 mm SM Pigtail, FC/PC	S8060 or S8060-4	Yes	Single Transverse Mode	LDM9LP or CLD1010LP
LP940-SF30	<a href="#">i</a>	940 nm	30 mW	90 mA / 120 mA	A <sup>b</sup>	Ø9 mm SM Pigtail, FC/PC	S8060 or S8060-4	Yes	Single Transverse Mode	LDM9LP or CLD1010LP
LP980-SF15	<a href="#">i</a>	980 nm	15 mW	70 mA / 90 mA	E	Ø5.6 mm SM Pigtail, FC/PC	S7060R <sup>d</sup>	Yes	Single Transverse Mode	LDM9LP or CLD1010LP
LP980-SA60	<a href="#">i</a>	980 nm	60 mW	230 mA / 400 mA	H	Ø9.0 mm SM Pigtail, FC/APC	S8060 or S8060-4	Yes	Single Transverse Mode	LDM9LP or CLD1010LP
LP980-SA100	<a href="#">i</a>	980 nm	100 mW	180 mA / 240 mA	G <sup>e</sup>	Ø5.6 mm SM Pigtail, FC/APC	S7060R <sup>d</sup>	Yes	Single Transverse Mode	LDM9LP or CLD1010LP
LPS-1060-FC	<a href="#">i</a>	1064 nm	50 mW	220 mA / 300 mA	A <sup>b</sup>	Ø9 mm SM Pigtail, FC/PC	S8060 or S8060-4	Yes	Single Transverse Mode	LDM9LP or CLD1010LP

- a. Do not exceed the maximum optical power or maximum drive current, whichever occurs first.
- b. Laser diodes with A, B, C, or D pin codes have a built-in monitor photodiode and therefore support constant power operation.
- c. The ITC4001 driver is only necessary if the LDM9LP mount or a custom mount is used, as the CLD1010LP and CLD1011LP are each a combined mount and driver.
- d. This socket is included with the purchase of the corresponding laser diode.
- e. The LP980-SA100 has a Reverse G pin code. Please see Spec Sheet for details.


Part Number	Description	Price	Availability
LP852-SF30	852 nm, 30 mW, A Pin Code, SM Fiber-Pigtailed Laser Diode, FC/PC	\$836.30	Today
LP852-SF30	CWL = 848.7 nm, P = 30.0 mW (I = 93 mA), 25 °C	\$836.30	7-10 Days
LP852-SF30	CWL = 848.8 nm, P = 30.0 mW (I = 104 mA), 25 °C	\$836.30	7-10 Days
LP852-SF30	CWL = 847.6 nm, P = 30.0 mW (I = 80 mA), 25 °C	\$836.30	7-10 Days
LP852-SF30	CWL = 848.4 nm, P = 30.0 mW (I = 97 mA), 25 °C	\$836.30	7-10 Days
LP852-SF30	CWL = 847.5 nm, P = 30.0 mW (I = 89 mA), 25 °C	\$836.30	Today
LP852-SF30	CWL = 847.3 nm, P = 30.0 mW (I = 75 mA), 25 °C	\$836.30	Today
LP852-SF30	CWL = 848.2 nm, P = 30.0 mW (I = 96 mA), 25 °C	\$836.30	Today
LP852-SF30	CWL = 846.9 nm, P = 30.0 mW (I = 94 mA), 25 °C	\$836.30	Today
LP852-SF30	CWL = 848.6 nm, P = 30.0 mW (I = 82 mA), 25 °C	\$836.30	Today
LP852-SF30	CWL = 847.6 nm, P = 30.0 mW (I = 97 mA), 25 °C	\$836.30	Today
LP852-SF30	CWL = 847.4 nm, P = 30.0 mW (I = 85 mA), 25 °C	\$836.30	Today
LP852-SF30	CWL = 847.6 nm, P = 30.0 mW (I = 97 mA), 25 °C	\$836.30	Today
LP852-SF30	CWL = 847.7 nm, P = 30.0 mW (I = 125 mA), 25 °C	\$836.30	Today
LP852-SF30	CWL = 847.7 nm, P = 30.0 mW (I = 102 mA), 25 °C	\$836.30	Today
LP852-SF30	CWL = 847.5 nm, P = 30.0 mW (I = 82 mA), 25 °C	\$836.30	Today
LP852-SF60	852 nm, 60 mW, A Pin Code, SM Fiber-Pigtailed Laser Diode, FC/PC	\$887.40	Today
LP852-SF60	CWL = 849.1 nm, P = 60.0 mW (I = 132 mA), 25 °C	\$887.40	7-10 Days
LP852-SF60	CWL = 850.8 nm, P = 60.0 mW (I = 137 mA), 25 °C	\$887.40	Today
LP852-SF60	CWL = 851.5 nm, P = 60.0 mW (I = 163 mA), 25 °C	\$887.40	Today
LP852-SF60	CWL = 851.2 nm, P = 60.0 mW (I = 140 mA), 25 °C	\$887.40	Today
LP852-SF60	CWL = 850.8 nm, P = 60.0 mW (I = 135 mA), 25 °C	\$887.40	Today
LP852-SF60	CWL = 851.1 nm, P = 60.0 mW (I = 153 mA), 25 °C	\$887.40	Today
LP880-SF3	880 nm, 3 mW, A Pin Code, SM Fiber-Pigtailed Laser Diode, FC/PC	\$552.39	Today
LP880-SF3	CWL = 882.6 nm, P = 3.0 mW (I = 17 mA), 25 °C	\$552.39	7-10 Days
LP880-SF3	CWL = 880.8 nm, P = 3.0 mW (I = 17 mA), 25 °C	\$552.39	Today
LP880-SF3	CWL = 880.4 nm, P = 3.0 mW (I = 17 mA), 25 °C	\$552.39	Today

LP880-SF3	CWL = 881.5 nm, P = 3.0 mW (I = 17 mA), 25 °C	\$552.39	Today
LP880-SF3	CWL = 880.3 nm, P = 3.0 mW (I = 15 mA), 25 °C	\$552.39	Today
LP880-SF3	CWL = 880.3 nm, P = 3.0 mW (I = 16 mA), 25 °C	\$552.39	Today
LP880-SF3	CWL = 880.7 nm, P = 3.0 mW (I = 16 mA), 25 °C	\$552.39	Today
LP880-SF3	CWL = 880.9 nm, P = 3.0 mW (I = 15 mA), 25 °C	\$552.39	Today
LP904-SF3	Customer Inspired! 904 nm, 3 mW, A Pin Code, SM Fiber-Pigtailed Laser Diode, FC/PC	\$526.35	Today
LP904-SF3	Customer Inspired! CWL = 896.8 nm, P = 3.0 mW (I = 34 mA), 25 °C	\$526.35	7-10 Days
LP904-SF3	Customer Inspired! CWL = 910.1 nm, P = 3.0 mW (I = 29 mA), 25 °C	\$526.35	7-10 Days
LP904-SF3	Customer Inspired! CWL = 894.3 nm, P = 3.0 mW (I = 37 mA), 25 °C	\$526.35	7-10 Days
LP904-SF3	Customer Inspired! CWL = 899.9 nm, P = 3.0 mW (I = 34 mA), 25 °C	\$526.35	Today
LP904-SF3	Customer Inspired! CWL = 895.2 nm, P = 3.0 mW (I = 38 mA), 25 °C	\$526.35	Today
LP904-SF3	Customer Inspired! CWL = 913.7 nm, P = 3.0 mW (I = 27 mA), 25 °C	\$526.35	Today
LP904-SF3	Customer Inspired! CWL = 914.2 nm, P = 3.0 mW (I = 27 mA), 25 °C	\$526.35	Today
LP904-SF3	Customer Inspired! CWL = 912.9 nm, P = 3.0 mW (I = 28 mA), 25 °C	\$526.35	Today
LP904-SF3	Customer Inspired! CWL = 913.4 nm, P = 3.0 mW (I = 28 mA), 25 °C	\$526.35	Today
LP904-SF3	Customer Inspired! CWL = 909.8 nm, P = 3.0 mW (I = 28 mA), 25 °C	\$526.35	Today
LP904-SF3	Customer Inspired! CWL = 913.9 nm, P = 3.0 mW (I = 27 mA), 25 °C	\$526.35	Today
LP904-SF3	Customer Inspired! CWL = 913.2 nm, P = 3.0 mW (I = 27 mA), 25 °C	\$526.35	Today
LP915-SF40	915 nm, 40 mW, A Pin Code, SM Fiber-Pigtailed Laser Diode, FC/PC	\$873.12	Today
LP915-SF40	CWL = 910.2 nm, P = 40.0 mW (I = 119 mA), 25 °C	\$873.12	7-10 Days
LP915-SF40	CWL = 911.0 nm, P = 40.0 mW (I = 135 mA), 25 °C	\$873.12	Today
LP915-SF40	CWL = 911.0 nm, P = 40.0 mW (I = 109 mA), 25 °C	\$873.12	Today
LP915-SF40	CWL = 912.6 nm, P = 40.0 mW (I = 113 mA), 25 °C	\$873.12	Today
LP915-SF40	CWL = 911.3 nm, P = 40.0 mW (I = 113 mA), 25 °C	\$873.12	Today
LP915-SF40	CWL = 911.4 nm, P = 40.0 mW (I = 118 mA), 25 °C	\$873.12	Today
LP915-SF40	CWL = 911.3 nm, P = 40.0 mW (I = 110 mA), 25 °C	\$873.12	Today
LP915-SF40	CWL = 910.8 nm, P = 40.0 mW (I = 107 mA), 25 °C	\$873.12	Today
LP915-SF40	CWL = 911.3 nm, P = 40.0 mW (I = 106 mA), 25 °C	\$873.12	Today
LP915-SF40	CWL = 911.3 nm, P = 40.0 mW (I = 110 mA), 25 °C	\$873.12	Today
LP940-SF30	940 nm, 30 mW, A Pin Code, SM Fiber-Pigtailed Laser Diode, FC/PC	\$669.03	Today
LP940-SF30	CWL = 943.5 nm, P = 30.0 mW (I = 97 mA), 25 °C	\$669.03	7-10 Days
LP940-SF30	CWL = 944.0 nm, P = 30.0 mW (I = 88 mA), 25 °C	\$669.03	7-10 Days
LP940-SF30	CWL = 943.3 nm, P = 30.0 mW (I = 111 mA), 25 °C	\$669.03	7-10 Days
LP940-SF30	CWL = 943.5 nm, P = 30.0 mW (I = 105 mA), 25 °C	\$669.03	7-10 Days
LP940-SF30	CWL = 942.7 nm, P = 30.0 mW (I = 103 mA), 25 °C	\$669.03	Today
LP940-SF30	CWL = 942.0 nm, P = 30.0 mW (I = 95 mA), 25 °C	\$669.03	Today
LP940-SF30	CWL = 941.4 nm, P = 30.0 mW (I = 95 mA), 25 °C	\$669.03	Today
LP940-SF30	CWL = 943.4 nm, P = 30.0 mW (I = 103 mA), 25 °C	\$669.03	Today
LP940-SF30	CWL = 943.0 nm, P = 30.0 mW (I = 99 mA), 25 °C	\$669.03	Today
LP940-SF30	CWL = 943.4 nm, P = 30.0 mW (I = 105 mA), 25 °C	\$669.03	Today
LP940-SF30	CWL = 943.8 nm, P = 30.0 mW (I = 81 mA), 25 °C	\$669.03	Today
LP940-SF30	CWL = 943.6 nm, P = 30.0 mW (I = 79 mA), 25 °C	\$669.03	Today
LP940-SF30	CWL = 943.3 nm, P = 30.0 mW (I = 85 mA), 25 °C	\$669.03	Today
LP940-SF30	CWL = 944.4 nm, P = 30.0 mW (I = 91 mA), 25 °C	\$669.03	Today
LP980-SF15	980 nm, 15 mW, E Pin Code, SM Fiber-Pigtailed Laser Diode, FC/PC	\$539.31	Today
LP980-SF15	CWL = 978.3 nm, P = 15.0 mW (I = 57 mA), 25 °C	\$539.31	7-10 Days
LP980-SF15	CWL = 978.1 nm, P = 15.0 mW (I = 50 mA), 25 °C	\$539.31	7-10 Days
LP980-SF15	CWL = 978.1 nm, P = 15.0 mW (I = 45 mA), 25 °C	\$539.31	Today
LP980-SF15	CWL = 978.4 nm, P = 15.0 mW (I = 54 mA), 25 °C	\$539.31	Today
LP980-SF15	CWL = 977.4 nm, P = 15.0 mW (I = 53 mA), 25 °C	\$539.31	Today
LP980-SF15	CWL = 977.6 nm, P = 15.0 mW (I = 53 mA), 25 °C	\$539.31	Today
LP980-SF15	CWL = 978.0 nm, P = 15.0 mW (I = 54 mA), 25 °C	\$539.31	Today
LP980-SF15	CWL = 978.2 nm, P = 15.0 mW (I = 46 mA), 25 °C	\$539.31	Today
LP980-SF15	CWL = 977.4 nm, P = 15.0 mW (I = 54 mA), 25 °C	\$539.31	Today
LP980-SF15	CWL = 978.0 nm, P = 15.0 mW (I = 47 mA), 25 °C	\$539.31	Today
LP980-SF15	CWL = 977.5 nm, P = 15.0 mW (I = 47 mA), 25 °C	\$539.31	Today
LP980-SF15	CWL = 977.9 nm, P = 15.0 mW (I = 49 mA), 25 °C	\$539.31	Today
LP980-SF15	CWL = 977.9 nm, P = 15.0 mW (I = 47 mA), 25 °C	\$539.31	Today
LP980-SF15	CWL = 978.2 nm, P = 15.0 mW (I = 48 mA), 25 °C	\$539.31	Today
LP980-SA60	980 nm, 60 mW, H Pin Code, SM Fiber-Pigtailed Laser Diode, FC/APC	\$650.76	Today
LP980-SA60	CWL = 982.9 nm, P = 60.0 mW (I = 248 mA), 25 °C	\$650.76	7-10 Days
LP980-SA60	CWL = 980.1 nm, P = 60.0 mW (I = 226 mA), 25 °C	\$650.76	Today



LP980-SA60	CWL = 979.5 nm, P = 60.0 mW (I = 234 mA), 25 °C	\$650.76	Today
LP980-SA60	CWL = 978.9 nm, P = 60.0 mW (I = 211 mA), 25 °C	\$650.76	Today
LP980-SA60	CWL = 979.9 nm, P = 60.0 mW (I = 236 mA), 25 °C	\$650.76	Today
LP980-SA60	CWL = 979.9 nm, P = 60.0 mW (I = 236 mA), 25 °C	\$650.76	Today
LP980-SA60	CWL = 981.4 nm, P = 60.0 mW (I = 236 mA), 25 °C	\$650.76	Today
LP980-SA60	CWL = 981.3 nm, P = 60.0 mW (I = 244 mA), 25 °C	\$650.76	Today
LP980-SA60	CWL = 981.8 nm, P = 60.0 mW (I = 238 mA), 25 °C	\$650.76	Today
LP980-SA60	CWL = 979.8 nm, P = 60.0 mW (I = 219 mA), 25 °C	\$650.76	Today
LP980-SA60	CWL = 980.1 nm, P = 60.0 mW (I = 235 mA), 25 °C	\$650.76	Today
LP980-SA60	CWL = 980.1 nm, P = 60.0 mW (I = 240 mA), 25 °C	\$650.76	Today
LP980-SA60	CWL = 979.6 nm, P = 60.0 mW (I = 229 mA), 25 °C	\$650.76	Today
LP980-SA100	Customer Inspired! 980 nm, 100 mW, Reverse G Pin Code, SM Fiber-Pigtailed Laser Diode, FC/APC	\$757.01	Today
LP980-SA100	Customer Inspired! CWL = 973.4 nm, P = 100.0 mW (I = 191 mA), 25 °C	\$757.01	Today
LPS-1060-FC	1064 nm, 50 mW, A Pin Code, SM Fiber-Pigtailed Laser Diode, FC/PC	\$1,115.46	Today
LPS-1060-FC	CWL = 1066.1 nm, P = 50.0 mW (I = 155 mA), 25 °C	\$1,115.46	7-10 Days
LPS-1060-FC	CWL = 1064.9 nm, P = 50.0 mW (I = 164 mA), 25 °C	\$1,115.46	7-10 Days
LPS-1060-FC	CWL = 1063.7 nm, P = 50.0 mW (I = 181 mA), 25 °C	\$1,115.46	7-10 Days
LPS-1060-FC	CWL = 1065.8 nm, P = 50.0 mW (I = 202 mA), 25 °C	\$1,115.46	7-10 Days
LPS-1060-FC	CWL = 1065.1 nm, P = 50.0 mW (I = 200 mA), 25 °C	\$1,115.46	7-10 Days
LPS-1060-FC	CWL = 1065.1 nm, P = 50.0 mW (I = 152 mA), 25 °C	\$1,115.46	7-10 Days
LPS-1060-FC	CWL = 1064.7 nm, P = 50.0 mW (I = 160 mA), 25 °C	\$1,115.46	7-10 Days
LPS-1060-FC	CWL = 1067.5 nm, P = 50.0 mW (I = 149 mA), 25 °C	\$1,115.46	Today
LPS-1060-FC	CWL = 1065.5 nm, P = 50.0 mW (I = 174 mA), 25 °C	\$1,115.46	Today
LPS-1060-FC	CWL = 1064.9 nm, P = 50.0 mW (I = 179 mA), 25 °C	\$1,115.46	Today
LPS-1060-FC	CWL = 1066.2 nm, P = 50.0 mW (I = 175 mA), 25 °C	\$1,115.46	Today
LPS-1060-FC	CWL = 1065.5 nm, P = 50.0 mW (I = 178 mA), 25 °C	\$1,115.46	Today
LPS-1060-FC	CWL = 1067.1 nm, P = 50.0 mW (I = 219 mA), 25 °C	\$1,115.46	Today
LPS-1060-FC	CWL = 1066.9 nm, P = 50.0 mW (I = 159 mA), 25 °C	\$1,115.46	Today
LPS-1060-FC	CWL = 1065.2 nm, P = 50.0 mW (I = 137 mA), 25 °C	\$1,115.46	Today
LPS-1060-FC	CWL = 1066.9 nm, P = 50.0 mW (I = 159 mA), 25 °C	\$1,115.46	Today
LPS-1060-FC	CWL = 1065.6 nm, P = 50.0 mW (I = 211 mA), 25 °C	\$1,115.46	Today

**1310 nm Pigtail**



Item #	Info	Wavelength	Power (Typ.) <sup>a</sup>	Typical/Max Drive Current <sup>a</sup>	Pin Code	Package	Compatible Socket	Wavelength Tested	Laser Mode	Recommended Mounts	Recommended Driver
LPSC-1310-FC		1310 nm	50 mW	350 mA / 500 mA	E	Ø5.6 mm SM Pigtail, FC/PC	S7060R	Yes	Single Transverse Mode	LDM9LP or CLD1010LP	ITC4001 <sup>b</sup>

a. Do not exceed the maximum optical power or maximum drive current, whichever occurs first.

b. The ITC4001 driver is only necessary if the LDM9LP mount or a custom mount is used, as the CLD1010LP is both a mount and a driver.

Part Number	Description	Price	Availability
LPSC-1310-FC	1310 nm, 50 mW, E Pin Code, SM Fiber-Pigtailed Laser Diode, FC/PC	\$753.14	Today
LPSC-1310-FC	CWL = 1304.0 nm, P = 50.0 mW (I = 216 mA), 25 °C	\$753.14	7-10 Days
LPSC-1310-FC	CWL = 1305.0 nm, P = 50.0 mW (I = 219 mA), 25 °C	\$753.14	7-10 Days
LPSC-1310-FC	CWL = 1304.6 nm, P = 50.0 mW (I = 211 mA), 25 °C	\$753.14	Today
LPSC-1310-FC	CWL = 1305.1 nm, P = 50.0 mW (I = 289 mA), 25 °C	\$753.14	Today
LPSC-1310-FC	CWL = 1304.0 nm, P = 50.0 mW (I = 203 mA), 25 °C	\$753.14	Today
LPSC-1310-FC	CWL = 1306.4 nm, P = 50.0 mW (I = 274 mA), 25 °C	\$753.14	Today
LPSC-1310-FC	CWL = 1306.0 nm, P = 50.0 mW (I = 275 mA), 25 °C	\$753.14	Today
LPSC-1310-FC	CWL = 1306.0 nm, P = 50.0 mW (I = 275 mA), 25 °C	\$753.14	Today
LPSC-1310-FC	CWL = 1305.4 nm, P = 50.0 mW (I = 270 mA), 25 °C	\$753.14	Today
LPSC-1310-FC	CWL = 1305.4 nm, P = 50.0 mW (I = 262 mA), 25 °C	\$753.14	Today
LPSC-1310-FC	CWL = 1306.3 nm, P = 50.0 mW (I = 240 mA), 25 °C	\$753.14	Today
LPSC-1310-FC	CWL = 1304.1 nm, P = 50.0 mW (I = 233 mA), 25 °C	\$753.14	Today

**1550 nm Pigtailed**

Item #	Info	Wavelength	Power (Typ.) <sup>a</sup>	Typical/Max Drive Current <sup>a</sup>	Pin Code	Package	Compatible Socket	Wavelength Tested	Laser Mode	Recommended Mounts	Recommended Driver
LPS-1550-FC		1550 nm	1.5 mW	30 mA / 50 mA	D <sup>b</sup>	Ø5.6 mm SM Pigtail, FC/PC	-	Yes	Single Transverse Mode	LDM9LP or CLD1010LP	ITC4001 <sup>c</sup>
LPSC-1550-FC		1550 nm	50 mW	250 mA / 500 mA	E	Ø5.6 mm SM Pigtail, FC/PC	S7060R	Yes	Single Transverse Mode	LDM9LP or CLD1010LP	ITC4001 <sup>c</sup>

- a. Do not exceed the maximum optical power or maximum drive current, whichever occurs first.
- b. Laser diodes with A, B, C, or D pin codes have a built-in monitor photodiode and therefore support constant power operation.
- c. The ITC4001 driver is only necessary if the LDM9LP mount or a custom mount is used, as the CLD1010LP is both a mount and a driver.

Part Number	Description	Price	Availability
LPS-1550-FC	1550 nm, 1.5 mW, D Pin Code, SM Fiber-Pigtailed Laser Diode, FC/PC	\$647.42	Today
LPS-1550-FC	CWL = 1547.8 nm, P = 1.5 mW (I = 28 mA), 25 °C	\$647.42	7-10 Days
LPS-1550-FC	CWL = 1546.1 nm, P = 1.5 mW (I = 28 mA), 25 °C	\$647.42	7-10 Days
LPS-1550-FC	CWL = 1546.8 nm, P = 1.5 mW (I = 30 mA), 25 °C	\$647.42	7-10 Days
LPS-1550-FC	CWL = 1546.6 nm, P = 1.5 mW (I = 28 mA), 25 °C	\$647.42	7-10 Days
LPS-1550-FC	CWL = 1543.1 nm, P = 1.5 mW (I = 29 mA), 25 °C	\$647.42	Today
LPS-1550-FC	CWL = 1543.5 nm, P = 1.5 mW (I = 27 mA), 25 °C	\$647.42	Today
LPS-1550-FC	CWL = 1543.5 nm, P = 1.5 mW (I = 27 mA), 25 °C	\$647.42	Today
LPS-1550-FC	CWL = 1545.1 nm, P = 1.5 mW (I = 26 mA), 25 °C	\$647.42	Today
LPS-1550-FC	CWL = 1544.5 nm, P = 1.5 mW (I = 28 mA), 25 °C	\$647.42	Today
LPS-1550-FC	CWL = 1544.6 nm, P = 1.5 mW (I = 26 mA), 25 °C	\$647.42	Today
LPS-1550-FC	CWL = 1546.8 nm, P = 1.5 mW (I = 27 mA), 25 °C	\$647.42	Today
LPS-1550-FC	CWL = 1546.2 nm, P = 1.5 mW (I = 27 mA), 25 °C	\$647.42	Today
LPS-1550-FC	CWL = 1547.5 nm, P = 1.5 mW (I = 29 mA), 25 °C	\$647.42	Today
LPS-1550-FC	CWL = 1546.4 nm, P = 1.5 mW (I = 27 mA), 25 °C	\$647.42	Today
LPS-1550-FC	CWL = 1546.0 nm, P = 1.5 mW (I = 28 mA), 25 °C	\$647.42	Today
LPS-1550-FC	CWL = 1548.0 nm, P = 1.5 mW (I = 27 mA), 25 °C	\$647.42	Today
LPS-1550-FC	CWL = 1546.9 nm, P = 1.5 mW (I = 29 mA), 25 °C	\$647.42	Today
LPS-1550-FC	CWL = 1545.9 nm, P = 1.5 mW (I = 28 mA), 25 °C	\$647.42	Today
LPS-1550-FC	CWL = 1545.7 nm, P = 1.5 mW (I = 34 mA), 25 °C	\$647.42	Today
LPSC-1550-FC	1550 nm, 50 mW, E Pin Code, SM Fiber-Pigtailed Laser Diode, FC/PC	\$830.36	Today
LPSC-1550-FC	CWL = 1561.7 nm, P = 50.0 mW (I = 356 mA), 25 °C	\$830.36	7-10 Days
LPSC-1550-FC	CWL = 1557.0 nm, P = 50.0 mW (I = 288 mA), 25 °C	\$830.36	Today
LPSC-1550-FC	CWL = 1562.3 nm, P = 50.0 mW (I = 343 mA), 25 °C	\$830.36	Today
LPSC-1550-FC	CWL = 1562.6 nm, P = 50.0 mW (I = 339 mA), 25 °C	\$830.36	Today
LPSC-1550-FC	CWL = 1558.3 nm, P = 50.0 mW (I = 323 mA), 25 °C	\$830.36	Today
LPSC-1550-FC	CWL = 1562.0 nm, P = 50.0 mW (I = 328 mA), 25 °C	\$830.36	Today

**1620 - 1650 nm Pigtail**

Item #	Info	Wavelength	Power (Typ.) <sup>a</sup>	Typical/Max Drive Current <sup>a</sup>	Pin Code <sup>b</sup>	Package	Compatible Socket	Wavelength Tested	Laser Mode	Recommended Mounts	Recommended Driver
LPSC-1625-FC		1625 nm	50 mW	350 mA / 500 mA	E	Ø5.6 mm SM Pigtail, FC/PC	S7060R	Yes	Single Transverse Mode	LDM9LP or CLD1010LP	ITC4001 <sup>c</sup>

- a. Do not exceed the maximum optical power or maximum drive current, whichever occurs first.
- b. Laser diodes with A, B, C, or D pin codes have a built-in monitor photodiode and therefore support constant power operation.
- c. The ITC4001 driver is only necessary if the LDM9LP mount or a custom mount is used, as the CLD1010LP is both a mount and a driver.

Part Number	Description	Price	Availability
LPSC-1625-FC	1625 nm, 50 mW, E Pin Code, SM Fiber-Pigtailed Laser Diode, FC/PC	\$830.36	Today
LPSC-1625-FC	CWL = 1622.2 nm, P = 50.0 mW (I = 299 mA), 25 °C	\$830.36	7-10 Days
LPSC-1625-FC	CWL = 1625.6 nm, P = 50.0 mW (I = 313 mA), 25 °C	\$830.36	Today
LPSC-1625-FC	CWL = 1626.4 nm, P = 50.0 mW (I = 402 mA), 25 °C	\$830.36	Today
LPSC-1625-FC	CWL = 1623.4 nm, P = 50.0 mW (I = 219 mA), 25 °C	\$830.36	Today
LPSC-1625-FC	CWL = 1622.3 nm, P = 50.0 mW (I = 301 mA), 25 °C	\$830.36	Today
LPSC-1625-FC	CWL = 1624.2 nm, P = 50.0 mW (I = 301 mA), 25 °C	\$830.36	Today
LPSC-1625-FC	CWL = 1625.4 nm, P = 50.0 mW (I = 304 mA), 25 °C	\$830.36	Today

LP980-SA100 - 980 nm, 100 mW, Reverse G Pin Code, SM Fiber-Pigtailed Laser Diode, FC/APC

**Specifications** | Fiber Specs | Drawings

Optical Electrical Characteristics (T <sub>case</sub> = 25 °C, P = 100 mW)				
Characteristic	Pin	Typ.	Max	Unit
Center Wavelength	970	980	990	nm
Optical Output Power (CW)	-	100	120	mW
Operating Voltage	-	1.5	2.2	V
Operating Current	-	180	240	mA
Threshold Current	-	40	70	mA
Slope Efficiency	0.20	0.70	-	mW/mA

Absolute Maximum Ratings <sup>a</sup>		
Characteristic	Value	Unit
Optical Output Power	120	mW
LD Reverse Voltage	2	V
Operating Temperature	0 to 50	°C
Storage Temperature	-10 to 65	°C

a. Absolute Maximum Rating specifications should never be exceeded. Operating beyond these conditions can seriously damage the laser. For more information, please see the [Laser Diode Tutorial](#).

General Specifications	
Characteristic	Value
Monitor Photodiode	No
Package	Ø5.6 mm SM Pigtail, FC/APC
Pin Code	Reverse G <sup>b</sup>
Compatible Socket	S7060R <sup>a</sup>
Recommended Mounts	LDM9LP or CLD1010LP
Recommended Driver	ITC4001 <sup>b</sup>
Laser Mode	Single Transverse Mode
Wavelength Tested	Yes

a. This socket is included with the purchase of the corresponding laser diode.  
b. The ITC4001 driver is only necessary if the LDM9LP mount or a custom mount is used, as the CLD1010LP is a combined mount and driver.  
c. Please see the Drawings tab for a pin code diagram.

Auto CAD PDF | Auto CAD DXF | Solidworks | eDrawing | Step | Spec Sheet

LP980-SA100 - 980 nm, 100 mW, Reverse G Pin Code, SM Fiber-Pigtailed Laser Diode, FC/APC

**Specifications** | **Fiber Specs** | Drawings

Fiber Specifications	
Characteristic	Value
Fiber Type	SM980-5.8-125
Mode Field Diameter <sup>a</sup>	5.3 - 6.4 μm @ 980 nm
Numerical Aperture	0.13 - 0.15
Fiber Length	1 m
Connector	FC/APC, 2.0 mm Narrow Key

a. Mode Field Diameter (MFD) is specified as a nominal value.

Auto CAD PDF | Auto CAD DXF | Solidworks | eDrawing | Step | Spec Sheet

LP980-SA100 - 980 nm, 100 mW, Reverse G Pin Code, SM Fiber-Pigtailed Laser Diode, FC/APC

**Specifications** | Fiber Specs | **Drawings**

**Pigtail Bottom View**: Shows dimensions for the pigtail including a 0.38" diameter hole, 0.75" length, and a 0.30" diameter hole for hardware. A clearance hole for #2 hardware is also indicated.

**Side View**: Shows the laser housing with a 1.28" length, 0.15" diameter leads, and a 1.09" distance to the fiber. Labels include Diode Leads, Laser/Lens Housing, Strain Relief Boot, and Fiber 1 m of SM980.

**Diode Bottom View**: Shows a 2.00 mm diameter and a 90-degree angle.

**Pin Diagram**: Shows a laser diode symbol with pins 1 and 2, and a case connection point.

LP980-SA100 - 980 nm, 100 mW, Reverse G Pin Code, SM Fiber-Pigtailed Laser Diode, FC/APC

Auto CAD PDF | Auto CAD DXF | Solidworks | eDrawing | Step | Spec Sheet